

CONFIGURATION GUIDE



CR1500

Configuration barcodes generated based on current firmware versions

WEB GENERATED
12-7-2018



www.codecorp.com



User Manual



[YouTube.com/codecorporation](https://www.youtube.com/codecorporation)

code

ADVANCED BARCODE READERS

Table of Contents

General Reading Mode Settings.....	8-9
Continuous Scan Mode On.....	8 (A2)
Motion Detect/Continuous Scan Off (Out of Stand) - Default.....	8 (A3)
Motion Detect Always On.....	8 (A4)
500ms Motion Detection Delay - Default.....	8 (B1)
Enable Cell Phone Reading Enhancement.....	8 (B2)
Disable Cell Phone Reading Enhancement - Default.....	8 (B3)
Set Motion Detect Maximum Brightness to 25%.....	8 (B4)
Set Motion Detect Maximum Brightness to 50%.....	8 (C1)
Set Motion Detect Maximum Brightness to 75%.....	8 (C2)
Set Motion Detect Maximum Brightness to 100% - Default.....	8 (C3)
Enable Target LED During Image Capture - Default.....	8 (C4)
Disable Target LED During Image Capture.....	8 (D1)
Motion Detection On In Stand - Default.....	8 (D2)
Enable Stand Detection - Default.....	8 (D3)
Reader Text Commands Off - Default.....	8 (D4)
Reader Text Commands On.....	8 (E1)
Beep On Vibrate On - Default.....	8 (E2)
Beep Off Vibrate On.....	8 (E3)
Beep On Vibrate Off.....	8 (E4)
Beep Off Vibrate Off.....	9 (A1)
Targeting On - Default.....	9 (A2)
Enable Targeting-Always-On.....	9 (A3)
Beep Volume 0%.....	9 (A4)
Beep Volume 33%.....	9 (B1)
Beep Volume 67%.....	9 (B2)
Beep Volume 100% - Default.....	9 (B3)
Data Formatting (Prefix/Suffix) Settings.....	9-10
Disable Data Formatting - Default.....	9 (C2)
Prefix Comma.....	9 (C3)
Prefix Space.....	9 (C4)
Prefix Tab (USB Keyboard Mode Only).....	9 (D1)
Prefix Tab (RS232 Mode Only).....	9 (D2)
Erase Prefix Data.....	9 (D3)
Suffix Comma.....	9 (D4)
Suffix Space.....	9 (E1)
Suffix Enter (USB Keyboard Mode Only) - Default.....	9 (E2)
Suffix Tab (USB Keyboard Mode Only).....	9 (E3)
Suffix Tab (RS232 Mode Only).....	9 (E4)
Suffix Carriage Return (RS232 Mode Only).....	10 (A1)
Suffix Carriage Return Line Feed (RS232 Mode Only) - Default.....	10 (A2)
Suffix Line Feed (RS232 Mode Only).....	10 (A3)
Erase Suffix Data.....	10 (A4)
Convert Barcode Data to Uppercase.....	10 (B1)
Convert Barcode Data to Lowercase.....	10 (B2)
Convert Barcode Data to Bracketed Hex Output.....	10 (B3)
Erase Prefix & Suffix Data.....	10 (B4)
Prefix AIM ID Off - Default.....	10 (C1)
Prefix AIM ID On.....	10 (C2)
Symbology Settings.....	10-19
Australian Post On.....	10 (C4)
Australian Post Off - Default.....	10 (D1)
Aztec On - Default.....	10 (D2)
Aztec Off.....	10 (D3)
Aztec Inverse & Normal On.....	10 (D4)
Aztec Inverse Off - Default.....	10 (E1)
Enable BC412 - Disable BC412 Reverse.....	10 (E2)
Disable BC412 Regular and Reverse - Default.....	10 (E3)
Canada Post On.....	10 (E4)

Table of Contents

Canada Post Off - Default.....	11 (A1)
Reverse BC412 On.....	11 (A2)
Codabar On - Default.....	11 (A3)
Reverse BC412 Off - Default.....	11 (A4)
Codabar Off.....	11 (B1)
Codabar Checksum On.....	11 (B2)
Codabar Checksum Off - Default.....	11 (B3)
Remove Codabar Start and Stop Delimiters.....	11 (B4)
Keep Codabar Start and Stop Delimiters - Default.....	11 (C1)
Codablock F On.....	11 (C2)
Codablock F Off - Default.....	11 (C3)
Code 11 Checksum Stripped from Result On.....	11 (C4)
Code 11 Checksum Stripped from Result Off - Default.....	11 (D1)
Code 11 On.....	11 (D2)
Code 11 Off - Default.....	11 (D3)
Code 11 One Digit Checksum.....	11 (D4)
Code 11 Disable Checksum Checking - Default.....	11 (E1)
Code 11 Two Digit Checksum - Default.....	11 (E2)
Code 49 On.....	11 (E3)
Code 49 Off - Default.....	11 (E4)
Code 128 Off.....	12 (A1)
Code 128 On - Default.....	12 (A2)
Code 32 (Italian Pharmacode) On.....	12 (A3)
Code 32 (Italian Pharmacode) Off - Default.....	12 (A4)
Code 39 On - Default.....	12 (B1)
Code 39 Off.....	12 (B2)
Code 39 Checksum On.....	12 (B3)
Code 39 Checksum Off - Default.....	12 (B4)
Code 39 Checksum Stripped from Result On.....	12 (C1)
Code 93 On - Default.....	12 (C2)
Code 93 Off.....	12 (C3)
Composite On.....	12 (C4)
Composite Off - Default.....	12 (D1)
Data Matrix On - Default.....	12 (D2)
Data Matrix Off.....	12 (D3)
Data Matrix Mirror On.....	12 (D4)
Data Matrix Mirror Off - Default.....	12 (E1)
Data Matrix Inverse and Normal On - Default.....	12 (E2)
Data Matrix Inverse Off.....	12 (E3)
Data Matrix Rectangular On - Default.....	12 (E4)
Data Matrix Rectangular Off.....	13 (A1)
Data Matrix Rectangular Extended On.....	13 (A2)
Data Matrix Rectangular Extended Off - Default.....	13 (A3)
Grid Matrix On.....	13 (A4)
Grid Matrix Off - Default.....	13 (B1)
GS1 DataBar On - Default.....	13 (B2)
GS1 DataBar Off.....	13 (B3)
Han Xin On.....	13 (B4)
Han Xin Off - Default.....	13 (C1)
Han Xin Mirror On.....	13 (C2)
Han Xin Mirror Off - Default.....	13 (C3)
Han Xin Inverse On.....	13 (C4)
Han Xin Inverse Off - Default.....	13 (D1)
Hong Kong 2 of 5 On.....	13 (D2)
Hong Kong 2 of 5 Off - Default.....	13 (D3)
Interleaved 2 of 5 On - Default.....	13 (D4)
Interleaved 2 of 5 Off.....	13 (E1)
Interleaved 2 of 5 Checksum On.....	13 (E2)
Interleaved 2 of 5 Checksum Off - Default.....	13 (E3)
Interleaved 2 of 5 Checksum Stripped from Result On.....	13 (E4)
Interleaved 2 of 5 Checksum Stripped from Result Off - Default.....	14 (A1)

Table of Contents

Japan Post On.....	14 (A2)
Japan Post Off - Default.....	14 (A3)
KIX (Dutch Post) On.....	14 (A4)
KIX (Dutch Post) Off - Default.....	14 (B1)
Korean Post On.....	14 (B2)
Korean Post Off - Default.....	14 (B3)
Matrix 2 of 5 On.....	14 (B4)
Matrix 2 of 5 Off - Default.....	14 (C1)
Maxicode On.....	14 (C2)
Maxicode Off - Default.....	14 (C3)
Micro PDF417 On.....	14 (C4)
Micro PDF417 Off - Default.....	14 (D1)
Micro QR Code On.....	14 (D2)
Micro QR Code Off - Default.....	14 (D3)
Mode 1 QR Code On.....	14 (D4)
Mode 1 QR Code Off - Default.....	14 (E1)
MSI Plessey Checksum Must Be Mod 10.....	14 (E2)
MSI Plessey Checksum Off - Default.....	14 (E3)
MSI Plessey Checksum Stripped from Result On.....	14 (E4)
MSI Plessey Checksum Stripped from Result Off - Default.....	15 (A1)
MSI Plessey Checksum Must Be Mod 11/10.....	15 (A2)
MSI Plessey Checksum Must Be Mod 10/10.....	15 (A3)
MSI Plessey On.....	15 (A4)
MSI Plessey Off - Default.....	15 (B1)
NEC 2 of 5 Checksum On - Default.....	15 (B2)
NEC 2 of 5 Checksum Off.....	15 (B3)
NEC 2 of 5 On.....	15 (B4)
NEC 2 of 5 Off - Default.....	15 (C1)
PDF417 On - Default.....	15 (C2)
PDF417 Off.....	15 (C3)
Pharmacode On.....	15 (C4)
Pharmacode Off - Default.....	15 (D1)
Pharmacode Normal Barcode Decoding (Left to Right) - Default.....	15 (D2)
Pharmacode Reverse Barcode Decoding (Right to Left).....	15 (D3)
QR Code On - Default.....	15 (D4)
QR Code Off.....	15 (E1)
QR Code Standard Only - Default.....	15 (E2)
QR Code Mirror On.....	15 (E3)
QR Code Mirror Off - Default.....	15 (E4)
QR Code Inverse and Normal On.....	16 (A1)
QR Code Inverse Only.....	16 (A2)
Telepen On.....	16 (A3)
Telepen Off - Default.....	16 (A4)
Output Telepen as Numeric - Default.....	16 (B1)
Output Telepen as ASCII.....	16 (B2)
Trioptic On.....	16 (B3)
Trioptic Off - Default.....	16 (B4)
Reverse Trioptic On.....	16 (C1)
Reverse Trioptic Off - Default.....	16 (C2)
Keep Trioptic Start and Stop Delimiters.....	16 (C3)
Remove Trioptic Start and Stop Delimiters - Default.....	16 (C4)
Straight 2 of 5 Off - Default.....	16 (D1)
Straight 2 of 5 On.....	16 (D2)
UK Plessey On.....	16 (D3)
UK Plessey Off - Default.....	16 (D4)
UK Royal Mail On.....	16 (E1)
UK Royal Mail Off - Default.....	16 (E2)
UPC/EAN On - Default.....	16 (E3)
UPC/EAN Off.....	16 (E4)
UPC Supplemental On.....	17 (A1)
UPC Supplemental Off - Default.....	17 (A2)

Table of Contents

UPC E Expansion On.....	17 (A3)
UPC E Expansion Off - Default.....	17 (A4)
Convert UPC-A to EAN-13.....	17 (B1)
Do Not Convert UPC-A to EAN-13 - Default.....	17 (B2)
Transmit UPC-A Check Digit.....	17 (B3)
Do Not Transmit UPC-A Check Digit - Default.....	17 (B4)
Transmit UPC-A Number System.....	17 (C1)
Do Not Transmit UPC-A Number System - Default.....	17 (C2)
Do Not Transmit UPC-E Check Digit - Default.....	17 (C3)
Transmit UPC-E Number System.....	17 (C4)
Do Not Transmit UPC-E Number System - Default.....	17 (D1)
Convert EAN-8 to EAN-13.....	17 (D2)
Do Not Convert EAN-8 to EAN-13 - Default.....	17 (D3)
Transmit UPC-E Check Digit.....	17 (D4)
Convert Bookland EAN-13 to ISBN.....	17 (E1)
Do Not Convert Bookland EAN-13 to ISBN - Default.....	17 (E2)
Convert Bookland EAN-13 to ISSN.....	17 (E3)
Do Not Convert Bookland EAN-13 to ISSN - Default.....	17 (E4)
Transmit EAN-8 Check Digit.....	18 (A1)
Do Not Transmit EAN-8 Check Digit - Default.....	18 (A2)
Transmit EAN-13 Check Digit.....	18 (A3)
Do Not Transmit EAN-13 Check Digit - Default.....	18 (A4)
UPU ID Tags On.....	18 (B1)
UPU ID Tags Off - Default.....	18 (B2)
USPS Intelligent Mail On.....	18 (B3)
USPS Intelligent Mail Off - Default.....	18 (B4)
USPS Planet On.....	18 (C1)
USPS Planet Off - Default.....	18 (C2)
USPS Postnet On.....	18 (C3)
USPS Postnet Off - Default.....	18 (C4)
Enable GS1 DataBar Limited - Default.....	18 (D1)
Disable GS1 DataBar Limited.....	18 (D2)
Enable GS1 DataBar Expanded Stacked - Default.....	18 (D3)
Disable GS1 DataBar Expanded Stacked.....	18 (D4)
Enable GS1 DataBar Expanded - Default.....	18 (E1)
Disable GS1 DataBar Expanded.....	18 (E2)
Enable GS1 DataBar Stacked and GS1 DataBar Stacked Omnidirectional - Default.....	18 (E3)
Disable GS1 DataBar Stacked and GS1 DataBar Stacked Omnidirectional.....	18 (E4)
Grid Matrix Inverse On.....	19 (A1)
Grid Matrix Inverse Off - Default.....	19 (A2)
Grid Matrix Mirror On.....	19 (A3)
BC412 On.....	19 (A4)
BC412 Off - Default.....	19 (B1)
Disable GS1 DataBar Omnidirectional and GS1 DataBar Truncated.....	19 (B2)
Grid Matrix Mirror Off - Default.....	19 (B3)
Royal Mail Checksum On.....	19 (B4)
Royal Mail Checksum Off.....	19 (C1)
Pharmacode Color On.....	19 (C2)
Pharmacode Color Off - Default.....	19 (C3)
Custom QR Code On.....	19 (C4)
Custom QR Code Off - Default.....	19 (D1)
Han Xin Normal and Inverse On.....	19 (D2)
Aztec Mirror On.....	19 (D3)
Aztec Mirror Off - Default.....	19 (D4)
Code 39 Extended Full ASCII Off - Default.....	19 (E1)
Code 39 Extended Full ASCII On.....	19 (E2)
Enable GoCode & GoCode Mirror Decoding.....	19 (E3)
Keyboard Language Settings.....	20-21
Set Portuguese for Windows as active language.....	20 (A2)
Set Italian for Windows as active language.....	20 (A3)

Table of Contents

Keyboard Support: Simplified Chinese Keyboard Mapping for Windows.....	20 (A4)
List Installed Languages.....	20 (B1)
Get Active Language.....	20 (B2)
Keyboard Support: US English Keyboard Mapping for Windows - Default.....	20 (B3)
Keyboard Support: English Keyboard Mapping for Apple.....	20 (B4)
Keyboard Support: French-Belgian Keyboard Mapping for Windows.....	20 (C1)
Keyboard Support: French Keyboard Mapping for Windows.....	20 (C2)
Keyboard Support: French Keyboard Mapping for Apple.....	20 (C3)
Keyboard Support: German Keyboard Mapping for Apple.....	20 (C4)
Keyboard Support: German Keyboard Mapping for Windows.....	20 (D1)
Keyboard Support: German-Swiss Keyboard Mapping for Apple.....	20 (D2)
Keyboard Support: German-Swiss Keyboard Mapping for Windows.....	20 (D3)
Keyboard Support: Italian Keyboard Mapping for Apple.....	20 (D4)
Keyboard Support: Japanese Keyboard Mapping for Windows.....	20 (E1)
Keyboard Support: Russian Keyboard Mapping for Windows.....	20 (E2)
Keyboard Support: Spanish-Latin American Keyboard Mapping for Windows.....	20 (E3)
Keyboard Support: Spanish Keyboard Mapping for Windows.....	20 (E4)
Keyboard Support: Spanish Keyboard Mapping for Apple.....	21 (A1)
Keyboard Support: UK English Keyboard Mapping for Windows.....	21 (A2)
Keyboard Support: US International (Universal) Keyboard Mapping for Windows.....	21 (A3)
Data Encoding: Raw ASCII to Keyboard XML File Lookup - Default.....	21 (A4)
Data Encoding: UTF8 to Unicode Codepoint - Alt Sequences for Windows.....	21 (B1)
Data Encoding: ASCII to Unicode Codepoint - Alt Sequences for Windows.....	21 (B2)
Control Character Input - Language Default - Default - Default.....	21 (B3)
Control Character Input - Ctrl + Character.....	21 (B4)
Control Character Input - Alt + Keypad.....	21 (C1)
Control Character Input -Alt + Leading Zero.....	21 (C2)
Operating System Settings.....	21
Alternate Operating System (Linux/Mac) On.....	21 (C4)
Alternate Operating System (Linux/Mac) Off - Default.....	21 (D1)
USB Settings.....	21-22
USB HID Vendor Mode.....	21 (D3)
USB Keyboard Mode - Default.....	21 (D4)
Enable HID POS Mode.....	21 (E1)
Enable CDC VCOM Mode.....	21 (E2)
Enable USB VCOM mode.....	21 (E3)
Enable USB OPOS/JPOS Mode - Default.....	21 (E4)
USB Virtual COM Multiple Ports.....	22 (A1)
USB Virtual COM Common Ports.....	22 (A2)
RS232 Settings.....	22-23
Reset to RS232 Factory Defaults.....	22 (A4)
RS232 Interface - 1200 Baud Rate.....	22 (B1)
RS232 Interface - 2400 Baud Rate.....	22 (B2)
RS232 Interface - 4800 Baud Rate.....	22 (B3)
RS232 Interface - 9600 Baud Rate.....	22 (B4)
RS232 Interface - 19200 Baud Rate.....	22 (C1)
RS232 Interface - 38400 Baud Rate.....	22 (C2)
RS232 Interface - 57600 Baud Rate.....	22 (C3)
RS232 Interface - 115200 Baud Rate - Default.....	22 (C4)
RS232 Interface - 7 Data Bits.....	22 (D1)
RS232 Interface - 8 Data Bits - Default.....	22 (D2)
RS232 Interface - 1 Stop Bit - Default.....	22 (D3)
RS232 Interface - 2 Stop Bits.....	22 (D4)
RS232 Interface - Even Parity.....	22 (E1)
RS232 Interface - No Parity.....	22 (E2)
RS232 Interface - Odd Parity.....	22 (E3)
RS232 Interface Flow Control On.....	22 (E4)
RS232 Interface Flow Control Off - Default.....	23 (A1)

Table of Contents

Enable Packet Mode.....	23 (A2)
Enable Raw Mode - Default.....	23 (A3)
Enable Serial, Raw, and Echo Communications.....	23 (A4)
Enable RS232 OPOS/JPOS Mode - Default.....	23 (B1)
Enable RS232 Interface Flow Control - One-Way.....	23 (B2)
Scan Delay Settings.....	23
Disable Duplicate Scan Delay - Default.....	23 (B4)
1 Second Duplicate Scan Delay.....	23 (C1)
2 Second Duplicate Scan Delay.....	23 (C2)
3 Second Duplicate Scan Delay.....	23 (C3)
5 Second Duplicate Scan Delay.....	23 (C4)
10 Second Duplicate Scan Delay.....	23 (D1)
30 Second Duplicate Scan Delay.....	23 (D2)
1 Hour Duplicate Scan Delay.....	23 (D3)
1 Day Duplicate Scan Delay.....	23 (D4)
Miscellaneous Settings.....	23
Enable Upload Image Mode.....	23 (E2)
Disable Upload Image Mode - Default.....	23 (E3)
Reader/Modem Command Settings.....	24
Reader Information, limited, 1500.....	24 (A2)
Reset, Clear and Save Reader Settings.....	24
Reset to Factory Defaults.....	24 (A4)
Save All Reader Settings.....	24 (B1)
Reboot Reader.....	24 (B2)
Custom Terminal Settings.....	24
Enable Verifone (Ruby) Defaults.....	24 (B4)
Enable Gilbarco.....	24 (C1)
Disable Gilbarco - Default.....	24 (C2)
Enable NCR.....	24 (C3)
Disable NCR - Default.....	24 (C4)
Enable NCR2.....	24 (D1)
Disable NCR2 - Default.....	24 (D2)
Disable WINCNIX - Default.....	24 (D3)
Enable WINCNIX.....	24 (D4)
Data Validation.....	24
Enable UDI/HIBC Validation.....	24 (E2)
Enable ISO15434 Validation.....	24 (E3)
Enable ISO15434 & ISO15418 Validation.....	24 (E4)

CR1500 Configuration Guide

NOTE: Configuration changes will take effect immediately and be saved to memory

General Reading Mode Settings	Continuous Scan Mode On  M20224_01 A2	Motion Detect/Continuous Scan Off (Out of Stand) - Default  M20200_01 A3	Motion Detect Always On  M20199_01 A4	
	500ms Motion Detection Delay - Default  M20228_03 B1	Enable Cell Phone Reading Enhancement  M20240_03 B2	Disable Cell Phone Reading Enhancement - Default  M20241_02 B3	Set Motion Detect Maximum Brightness to 25%  M20247_01 B4
	Set Motion Detect Maximum Brightness to 50%  M20246_01 C1	Set Motion Detect Maximum Brightness to 75%  M20245_01 C2	Set Motion Detect Maximum Brightness to 100% - Default  M20244_01 C3	Enable Target LED During Image Capture - Default  M20294_01 C4
	Disable Target LED During Image Capture  M20295_01 D1	Motion Detection On In Stand - Default  M20297_02 D2	Enable Stand Detection - Default  M20302_01 D3	Reader Text Commands Off - Default  M20325_01 D4
Reader Text Commands On  M20326_01 E1	Beep On Vibrate On - Default  M20329_01 E2	Beep Off Vibrate On  M20330_01 E3	Beep On Vibrate Off  M20331_01 E4	

CR1500 Configuration Guide

NOTE: Configuration changes will take effect immediately and be saved to memory

<p>Beep Off Vibrate Off</p>  <p>M20332_01</p> <p style="text-align: right;">A1</p>	<p>Targeting On - Default</p>  <p>M20333_02</p> <p style="text-align: right;">A2</p>	<p>Enable Targeting-Always-On</p>  <p>M20334_02</p> <p style="text-align: right;">A3</p>	<p>Beep Volume 0%</p>  <p>M20339_01</p> <p style="text-align: right;">A4</p>
<p>Beep Volume 33%</p>  <p>M20340_01</p> <p style="text-align: right;">B1</p>	<p>Beep Volume 67%</p>  <p>M20341_01</p> <p style="text-align: right;">B2</p>	<p>Beep Volume 100% - Default</p>  <p>M20342_01</p> <p style="text-align: right;">B3</p>	<p>Intentionally Blank</p> <p style="text-align: right;">B4</p>
<p style="text-align: center;">Data Formatting (Prefix/Suffix) Settings</p>	<p>Disable Data Formatting - Default</p>  <p>M20223_02</p> <p style="text-align: right;">C2</p>	<p>Prefix Comma</p>  <p>M20209_01</p> <p style="text-align: right;">C3</p>	<p>Prefix Space</p>  <p>M20210_01</p> <p style="text-align: right;">C4</p>
	<p>Prefix Tab (USB Keyboard Mode Only)</p>  <p>M20218_02</p> <p style="text-align: right;">D1</p>	<p>Prefix Tab (RS232 Mode Only)</p>  <p>M20211_01</p> <p style="text-align: right;">D2</p>	<p>Erase Prefix Data</p>  <p>M20207_01</p> <p style="text-align: right;">D3</p>
<p>Suffix Space</p>  <p>M20216_01</p> <p style="text-align: right;">E1</p>	<p>Suffix Enter (USB Keyboard Mode Only) - Default</p>  <p>M20219_02</p> <p style="text-align: right;">E2</p>	<p>Suffix Tab (USB Keyboard Mode Only)</p>  <p>M20220_02</p> <p style="text-align: right;">E3</p>	<p>Suffix Tab (RS232 Mode Only)</p>  <p>M20217</p> <p style="text-align: right;">E4</p>

CR1500 Configuration Guide

NOTE: Configuration changes will take effect immediately and be saved to memory

<p>Suffix Carriage Return (RS232 Mode Only)</p>  <p>M20212_01</p> <p style="text-align: right;">A1</p>	<p>Suffix Carriage Return Line Feed (RS232 Mode Only) - Default</p>  <p>M20213_01</p> <p style="text-align: right;">A2</p>	<p>Suffix Line Feed (RS232 Mode Only)</p>  <p>M20214_01</p> <p style="text-align: right;">A3</p>	<p>Erase Suffix Data</p>  <p>M20208_01</p> <p style="text-align: right;">A4</p>
<p>Convert Barcode Data to Uppercase</p>  <p>M20221_01</p> <p style="text-align: right;">B1</p>	<p>Convert Barcode Data to Lowercase</p>  <p>M20222_01</p> <p style="text-align: right;">B2</p>	<p>Convert Barcode Data to Bracketed Hex Output</p>  <p>M20255_02</p> <p style="text-align: right;">B3</p>	<p>Erase Prefix & Suffix Data</p>  <p>M20322_01</p> <p style="text-align: right;">B4</p>
<p>Prefix AIM ID Off - Default</p>  <p>M20343_01</p> <p style="text-align: right;">C1</p>	<p>Prefix AIM ID On</p>  <p>M20344_01</p> <p style="text-align: right;">C2</p>	<p>Symbology Settings</p>	
<p>Australian Post Off - Default</p>  <p>M20001_01</p> <p style="text-align: right;">D1</p>	<p>Aztec On - Default</p>  <p>M20002_01</p> <p style="text-align: right;">D2</p>	<p>Aztec Off</p>  <p>M20003_01</p> <p style="text-align: right;">D3</p>	<p>Australian Post On</p>  <p>M20000_01</p> <p style="text-align: right;">C4</p>
<p>Aztec Inverse & Normal On</p>  <p>M20004_01</p> <p style="text-align: right;">D4</p>	<p>Aztec Inverse Off - Default</p>  <p>M20005_01</p> <p style="text-align: right;">E1</p>	<p>Enable BC412 - Disable BC412 Reverse</p>  <p>M20259_02</p> <p style="text-align: right;">E2</p>	<p>Disable BC412 Regular and Reverse - Default</p>  <p>M20260_02</p> <p style="text-align: right;">E3</p>
<p>Canada Post On</p>  <p>M20008_01</p> <p style="text-align: right;">E4</p>			

CR1500 Configuration Guide

NOTE: Configuration changes will take effect immediately and be saved to memory

<p>Canada Post Off - Default</p>  <p>M20009_01</p> <p style="text-align: right;">A1</p>	<p>Reverse BC412 On</p>  <p>M20261_01</p> <p style="text-align: right;">A2</p>	<p>Codabar On - Default</p>  <p>M20010_01</p> <p style="text-align: right;">A3</p>	<p>Reverse BC412 Off - Default</p>  <p>M20262_02</p> <p style="text-align: right;">A4</p>
<p>Codabar Off</p>  <p>M20011_01</p> <p style="text-align: right;">B1</p>	<p>Codabar Checksum On</p>  <p>M20012_01</p> <p style="text-align: right;">B2</p>	<p>Codabar Checksum Off - Default</p>  <p>M20013_01</p> <p style="text-align: right;">B3</p>	<p>Remove Codabar Start and Stop Delimiters</p>  <p>M20014_01</p> <p style="text-align: right;">B4</p>
<p>Keep Codabar Start and Stop Delimiters - Default</p>  <p>M20015_01</p> <p style="text-align: right;">C1</p>	<p>Codablock F On</p>  <p>M20018_01</p> <p style="text-align: right;">C2</p>	<p>Codablock F Off - Default</p>  <p>M20019_01</p> <p style="text-align: right;">C3</p>	<p>Code 11 Checksum Stripped from Result On</p>  <p>M20022_01</p> <p style="text-align: right;">C4</p>
<p>Code 11 Checksum Stripped from Result Off - Default</p>  <p>M20023_01</p> <p style="text-align: right;">D1</p>	<p>Code 11 On</p>  <p>M20020_01</p> <p style="text-align: right;">D2</p>	<p>Code 11 Off - Default</p>  <p>M20021_01</p> <p style="text-align: right;">D3</p>	<p>Code 11 One Digit Checksum</p>  <p>M20032_01</p> <p style="text-align: right;">D4</p>
<p>Code 11 Disable Checksum Checking - Default</p>  <p>M20031_01</p> <p style="text-align: right;">E1</p>	<p>Code 11 Two Digit Checksum - Default</p>  <p>M20033_01</p> <p style="text-align: right;">E2</p>	<p>Code 49 On</p>  <p>M20263_01</p> <p style="text-align: right;">E3</p>	<p>Code 49 Off - Default</p>  <p>M20264_01</p> <p style="text-align: right;">E4</p>

CR1500 Configuration Guide

NOTE: Configuration changes will take effect immediately and be saved to memory

<p>Code 128 Off</p>  <p>M20035_01</p> <p>A1</p>	<p>Code 128 On - Default</p>  <p>M20034_01</p> <p>A2</p>	<p>Code 32 (Italian Pharmacode) On</p>  <p>M20024_01</p> <p>A3</p>	<p>Code 32 (Italian Pharmacode) Off - Default</p>  <p>M20025_01</p> <p>A4</p>
<p>Code 39 On - Default</p>  <p>M20026_01</p> <p>B1</p>	<p>Code 39 Off</p>  <p>M20027_01</p> <p>B2</p>	<p>Code 39 Checksum On</p>  <p>M20028_01</p> <p>B3</p>	<p>Code 39 Checksum Off - Default</p>  <p>M20029_01</p> <p>B4</p>
<p>Code 39 Checksum Stripped from Result On</p>  <p>M20030_01</p> <p>C1</p>	<p>Code 93 On - Default</p>  <p>M200265_01</p> <p>C2</p>	<p>Code 93 Off</p>  <p>M200266_01</p> <p>C3</p>	<p>Composite On</p>  <p>M20036_01</p> <p>C4</p>
<p>Composite Off - Default</p>  <p>M20037_01</p> <p>D1</p>	<p>Data Matrix On - Default</p>  <p>M20038_02</p> <p>D2</p>	<p>Data Matrix Off</p>  <p>M20039_01</p> <p>D3</p>	<p>Data Matrix Mirror On</p>  <p>M20042_01</p> <p>D4</p>
<p>Data Matrix Mirror Off - Default</p>  <p>M20043_01</p> <p>E1</p>	<p>Data Matrix Inverse and Normal On - Default</p>  <p>M20040_01</p> <p>E2</p>	<p>Data Matrix Inverse Off</p>  <p>M20041_01</p> <p>E3</p>	<p>Data Matrix Rectangular On - Default</p>  <p>M20044_01</p> <p>E4</p>

CR1500 Configuration Guide

NOTE: Configuration changes will take effect immediately and be saved to memory

<p>Data Matrix Rectangular Off</p>  <p>M20045_01</p> <p>A1</p>	<p>Data Matrix Rectangular Extended On</p>  <p>M20046_01</p> <p>A2</p>	<p>Data Matrix Rectangular Extended Off - Default</p>  <p>M20047_01</p> <p>A3</p>	<p>Grid Matrix On</p>  <p>M20048_01</p> <p>A4</p>
<p>Grid Matrix Off - Default</p>  <p>M20049_01</p> <p>B1</p>	<p>GS1 DataBar On - Default</p>  <p>M20050_02</p> <p>B2</p>	<p>GS1 DataBar Off</p>  <p>M20051_02</p> <p>B3</p>	<p>Han Xin On</p>  <p>M20052_01</p> <p>B4</p>
<p>Han Xin Off - Default</p>  <p>M20053_01</p> <p>C1</p>	<p>Han Xin Mirror On</p>  <p>M20056_01</p> <p>C2</p>	<p>Han Xin Mirror Off - Default</p>  <p>M20057_01</p> <p>C3</p>	<p>Han Xin Inverse On</p>  <p>M20054_01</p> <p>C4</p>
<p>Han Xin Inverse Off - Default</p>  <p>M20055_01</p> <p>D1</p>	<p>Hong Kong 2 of 5 On</p>  <p>M20058_01</p> <p>D2</p>	<p>Hong Kong 2 of 5 Off - Default</p>  <p>M20059_01</p> <p>D3</p>	<p>Interleaved 2 of 5 On - Default</p>  <p>M20060_01</p> <p>D4</p>
<p>Interleaved 2 of 5 Off</p>  <p>M20061_01</p> <p>E1</p>	<p>Interleaved 2 of 5 Checksum On</p>  <p>M20062_01</p> <p>E2</p>	<p>Interleaved 2 of 5 Checksum Off - Default</p>  <p>M20063_01</p> <p>E3</p>	<p>Interleaved 2 of 5 Checksum Stripped from Result On</p>  <p>M20064_01</p> <p>E4</p>

CR1500 Configuration Guide

NOTE: Configuration changes will take effect immediately and be saved to memory

<p>Interleaved 2 of 5 Checksum Stripped from Result Off - Default</p>  <p>M20077_01</p> <p>A1</p>	<p>Japan Post On</p>  <p>M20065_01</p> <p>A2</p>	<p>Japan Post Off - Default</p>  <p>M20066_01</p> <p>A3</p>	<p>KIX (Dutch Post) On</p>  <p>M20067_01</p> <p>A4</p>
<p>KIX (Dutch Post) Off - Default</p>  <p>M20068_01</p> <p>B1</p>	<p>Korean Post On</p>  <p>M20069_01</p> <p>B2</p>	<p>Korean Post Off - Default</p>  <p>M20070_01</p> <p>B3</p>	<p>Matrix 2 of 5 On</p>  <p>M20071_01</p> <p>B4</p>
<p>Matrix 2 of 5 Off - Default</p>  <p>M20072_01</p> <p>C1</p>	<p>Maxicode On</p>  <p>M20073_01</p> <p>C2</p>	<p>Maxicode Off - Default</p>  <p>M20074_01</p> <p>C3</p>	<p>Micro PDF417 On</p>  <p>M20090_01</p> <p>C4</p>
<p>Micro PDF417 Off - Default</p>  <p>M20091_01</p> <p>D1</p>	<p>Micro QR Code On</p>  <p>M20103_01</p> <p>D2</p>	<p>Micro QR Code Off - Default</p>  <p>M20104_01</p> <p>D3</p>	<p>Mode 1 QR Code On</p>  <p>M20105_01</p> <p>D4</p>
<p>Mode 1 QR Code Off - Default</p>  <p>M20106_01</p> <p>E1</p>	<p>MSI Plessey Checksum Must Be Mod 10</p>  <p>M20079_01</p> <p>E2</p>	<p>MSI Plessey Checksum Off - Default</p>  <p>M20078_01</p> <p>E3</p>	<p>MSI Plessey Checksum Stripped from Result On</p>  <p>M20082_01</p> <p>E4</p>

CR1500 Configuration Guide

NOTE: Configuration changes will take effect immediately and be saved to memory

<p>MSI Plessey Checksum Stripped from Result Off - Default</p>  <p>M20083_01</p> <p style="text-align: right;">A1</p>	<p>MSI Plessey Checksum Must Be Mod 11/10</p>  <p>M20081_02</p> <p style="text-align: right;">A2</p>	<p>MSI Plessey Checksum Must Be Mod 10/10</p>  <p>M20080_02</p> <p style="text-align: right;">A3</p>	<p>MSI Plessey On</p>  <p>M20075_01</p> <p style="text-align: right;">A4</p>
<p>MSI Plessey Off - Default</p>  <p>M20076_01</p> <p style="text-align: right;">B1</p>	<p>NEC 2 of 5 Checksum On - Default</p>  <p>M20086_01</p> <p style="text-align: right;">B2</p>	<p>NEC 2 of 5 Checksum Off</p>  <p>M20087_01</p> <p style="text-align: right;">B3</p>	<p>NEC 2 of 5 On</p>  <p>M20084_01</p> <p style="text-align: right;">B4</p>
<p>NEC 2 of 5 Off - Default</p>  <p>M20085_01</p> <p style="text-align: right;">C1</p>	<p>PDF417 On - Default</p>  <p>M20088_01</p> <p style="text-align: right;">C2</p>	<p>PDF417 Off</p>  <p>M20089_01</p> <p style="text-align: right;">C3</p>	<p>Pharmacode On</p>  <p>M20092_01</p> <p style="text-align: right;">C4</p>
<p>Pharmacode Off - Default</p>  <p>M20093_01</p> <p style="text-align: right;">D1</p>	<p>Pharmacode Normal Barcode Decoding (Left to Right) - Default</p>  <p>M20095_01</p> <p style="text-align: right;">D2</p>	<p>Pharmacode Reverse Barcode Decoding (Right to Left)</p>  <p>M20094_01</p> <p style="text-align: right;">D3</p>	<p>QR Code On - Default</p>  <p>M20096_01</p> <p style="text-align: right;">D4</p>
<p>QR Code Off</p>  <p>M20097_01</p> <p style="text-align: right;">E1</p>	<p>QR Code Standard Only - Default</p>  <p>M20098_01</p> <p style="text-align: right;">E2</p>	<p>QR Code Mirror On</p>  <p>M20101_01</p> <p style="text-align: right;">E3</p>	<p>QR Code Mirror Off - Default</p>  <p>M20102_01</p> <p style="text-align: right;">E4</p>

CR1500 Configuration Guide

NOTE: Configuration changes will take effect immediately and be saved to memory

<p>QR Code Inverse and Normal On</p>  <p>M20100_01</p> <p>A1</p>	<p>QR Code Inverse Only</p>  <p>M20099_01</p> <p>A2</p>	<p>Telepen On</p>  <p>M20109_01</p> <p>A3</p>	<p>Telepen Off - Default</p>  <p>M20110_01</p> <p>A4</p>
<p>Output Telepen as Numeric - Default</p>  <p>M20117_01</p> <p>B1</p>	<p>Output Telepen as ASCII</p>  <p>M20116_01</p> <p>B2</p>	<p>Trioptic On</p>  <p>M20118_01</p> <p>B3</p>	<p>Trioptic Off - Default</p>  <p>M20119_01</p> <p>B4</p>
<p>Reverse Trioptic On</p>  <p>M20120_01</p> <p>C1</p>	<p>Reverse Trioptic Off - Default</p>  <p>M20121_01</p> <p>C2</p>	<p>Keep Trioptic Start and Stop Delimiters</p>  <p>M20122_01</p> <p>C3</p>	<p>Remove Trioptic Start and Stop Delimiters - Default</p>  <p>M20123_01</p> <p>C4</p>
<p>Straight 2 of 5 Off - Default</p>  <p>M20108_01</p> <p>D1</p>	<p>Straight 2 of 5 On</p>  <p>M20107_01</p> <p>D2</p>	<p>UK Plessey On</p>  <p>M20287_01</p> <p>D3</p>	<p>UK Plessey Off - Default</p>  <p>M20288_01</p> <p>D4</p>
<p>UK Royal Mail On</p>  <p>M20124_01</p> <p>E1</p>	<p>UK Royal Mail Off - Default</p>  <p>M20125_01</p> <p>E2</p>	<p>UPC/EAN On - Default</p>  <p>M20126_01</p> <p>E3</p>	<p>UPC/EAN Off</p>  <p>M20127_01</p> <p>E4</p>

CR1500 Configuration Guide

NOTE: Configuration changes will take effect immediately and be saved to memory

<p>UPC Supplemental On</p>  <p>M20128_01</p> <p>A1</p>	<p>UPC Supplemental Off - Default</p>  <p>M20129_01</p> <p>A2</p>	<p>UPC E Expansion On</p>  <p>M20132_01</p> <p>A3</p>	<p>UPC E Expansion Off - Default</p>  <p>M20133_01</p> <p>A4</p>
<p>Convert UPC-A to EAN-13</p>  <p>M20134_01</p> <p>B1</p>	<p>Do Not Convert UPC-A to EAN-13 - Default</p>  <p>M20135_01</p> <p>B2</p>	<p>Transmit UPC-A Check Digit</p>  <p>M20140_01</p> <p>B3</p>	<p>Do Not Transmit UPC-A Check Digit - Default</p>  <p>M20141_01</p> <p>B4</p>
<p>Transmit UPC-A Number System</p>  <p>M20142_01</p> <p>C1</p>	<p>Do Not Transmit UPC-A Number System - Default</p>  <p>M20143_01</p> <p>C2</p>	<p>Do Not Transmit UPC-E Check Digit - Default</p>  <p>M20145_01</p> <p>C3</p>	<p>Transmit UPC-E Number System</p>  <p>M20146_01</p> <p>C4</p>
<p>Do Not Transmit UPC-E Number System - Default</p>  <p>M20147_01</p> <p>D1</p>	<p>Convert EAN-8 to EAN-13</p>  <p>M20130_01</p> <p>D2</p>	<p>Do Not Convert EAN-8 to EAN-13 - Default</p>  <p>M20131_01</p> <p>D3</p>	<p>Transmit UPC-E Check Digit</p>  <p>M20144_01</p> <p>D4</p>
<p>Convert Bookland EAN-13 to ISBN</p>  <p>M20136_01</p> <p>E1</p>	<p>Do Not Convert Bookland EAN-13 to ISBN - Default</p>  <p>M20137_01</p> <p>E2</p>	<p>Convert Bookland EAN-13 to ISSN</p>  <p>M20138_01</p> <p>E3</p>	<p>Do Not Convert Bookland EAN-13 to ISSN - Default</p>  <p>M20139_01</p> <p>E4</p>



CR1500 Configuration Guide

NOTE: Configuration changes will take effect immediately and be saved to memory

<p>Transmit EAN-8 Check Digit</p>  <p>M20148_01</p> <p style="text-align: right;">A1</p>	<p>Do Not Transmit EAN-8 Check Digit - Default</p>  <p>M20149_01</p> <p style="text-align: right;">A2</p>	<p>Transmit EAN-13 Check Digit</p>  <p>M20150_01</p> <p style="text-align: right;">A3</p>	<p>Do Not Transmit EAN-13 Check Digit - Default</p>  <p>M20151_01</p> <p style="text-align: right;">A4</p>
<p>UPU ID Tags On</p>  <p>M20152_01</p> <p style="text-align: right;">B1</p>	<p>UPU ID Tags Off - Default</p>  <p>M20153_01</p> <p style="text-align: right;">B2</p>	<p>USPS Intelligent Mail On</p>  <p>M20154_01</p> <p style="text-align: right;">B3</p>	<p>USPS Intelligent Mail Off - Default</p>  <p>M20155_01</p> <p style="text-align: right;">B4</p>
<p>USPS Planet On</p>  <p>M20156_01</p> <p style="text-align: right;">C1</p>	<p>USPS Planet Off - Default</p>  <p>M20157_01</p> <p style="text-align: right;">C2</p>	<p>USPS Postnet On</p>  <p>M20158_01</p> <p style="text-align: right;">C3</p>	<p>USPS Postnet Off - Default</p>  <p>M20159_01</p> <p style="text-align: right;">C4</p>
<p>Enable GS1 DataBar Limited - Default</p>  <p>M20277_01</p> <p style="text-align: right;">D1</p>	<p>Disable GS1 DataBar Limited</p>  <p>M20278_01</p> <p style="text-align: right;">D2</p>	<p>Enable GS1 DataBar Expanded Stacked - Default</p>  <p>M20275_01</p> <p style="text-align: right;">D3</p>	<p>Disable GS1 DataBar Expanded Stacked</p>  <p>M20276_01</p> <p style="text-align: right;">D4</p>
<p>Enable GS1 DataBar Expanded - Default</p>  <p>M20273_01</p> <p style="text-align: right;">E1</p>	<p>Disable GS1 DataBar Expanded</p>  <p>M20274_01</p> <p style="text-align: right;">E2</p>	<p>Enable GS1 DataBar Stacked and GS1 DataBar Stacked Omnidirectional - Default</p>  <p>M20271_01</p> <p style="text-align: right;">E3</p>	<p>Disable GS1 DataBar Stacked and GS1 DataBar Stacked Omnidirectional</p>  <p>M20272_01</p> <p style="text-align: right;">E4</p>



















CR1500 Configuration Guide

NOTE: Configuration changes will take effect immediately and be saved to memory

<p>Grid Matrix Inverse On</p>  <p>M20281_01</p> <p>A1</p>	<p>Grid Matrix Inverse Off - Default</p>  <p>M20282_01</p> <p>A2</p>	<p>Grid Matrix Mirror On</p>  <p>M20283_02</p> <p>A3</p>	<p>BC412 On</p>  <p>M20006_01</p> <p>A4</p>
<p>BC412 Off - Default</p>  <p>M20007_01</p> <p>B1</p>	<p>Disable GS1 DataBar Omnidirectional and GS1 DataBar Truncated</p>  <p>M20268_01</p> <p>B2</p>	<p>Grid Matrix Mirror Off - Default</p>  <p>M20284_02</p> <p>B3</p>	<p>Royal Mail Checksum On</p>  <p>M20285_01</p> <p>B4</p>
<p>Royal Mail Checksum Off</p>  <p>M20286_01</p> <p>C1</p>	<p>Pharmacode Color On</p>  <p>M20289_01</p> <p>C2</p>	<p>Pharmacode Color Off - Default</p>  <p>M20290_01</p> <p>C3</p>	<p>Custom QR Code On</p>  <p>M20291_01</p> <p>C4</p>
<p>Custom QR Code Off - Default</p>  <p>M20292_01</p> <p>D1</p>	<p>Han Xin Normal and Inverse On</p>  <p>M20304_01</p> <p>D2</p>	<p>Aztec Mirror On</p>  <p>M20318_01</p> <p>D3</p>	<p>Aztec Mirror Off - Default</p>  <p>M20319_01</p> <p>D4</p>
<p>Code 39 Extended Full ASCII Off - Default</p>  <p>M20320_02</p> <p>E1</p>	<p>Code 39 Extended Full ASCII On</p>  <p>M20321_02</p> <p>E2</p>	<p>Enable GoCode & GoCode Mirror Decoding</p>  <p>M20357_01</p> <p>E3</p>	<p>Intentionally Blank</p> <p>E4</p>



















CR1500 Configuration Guide

NOTE: Configuration changes will take effect immediately and be saved to memory

Keyboard Language Settings	Set Portuguese for Windows as active language  M20364_01 A2	Set Italian for Windows as active language  M20363_01 A3	Keyboard Support: Simplified Chinese Keyboard Mapping for Windows  M20362_01 A4
	List Installed Languages  M20180_01 B1	Get Active Language  M20179_01 B2	Keyboard Support: US English Keyboard Mapping for Windows - Default  M20182_01 B3
Keyboard Support: French-Belgian Keyboard Mapping for Windows  M20181_01 C1	Keyboard Support: French Keyboard Mapping for Windows  M20185_01 C2	Keyboard Support: French Keyboard Mapping for Apple  M20186_01 C3	Keyboard Support: German Keyboard Mapping for Apple  M20187_01 C4
Keyboard Support: German Keyboard Mapping for Windows  M20188_01 D1	Keyboard Support: German-Swiss Keyboard Mapping for Apple  M20189_01 D2	Keyboard Support: German-Swiss Keyboard Mapping for Windows  M20190_01 D3	Keyboard Support: Italian Keyboard Mapping for Apple  M20191_01 D4
Keyboard Support: Japanese Keyboard Mapping for Windows  M20192_01 E1	Keyboard Support: Russian Keyboard Mapping for Windows  M20194_01 E2	Keyboard Support: Spanish-Latin American Keyboard Mapping for Windows  M20193_01 E3	Keyboard Support: Spanish Keyboard Mapping for Windows  M20195_01 E4

CR1500 Configuration Guide

NOTE: Configuration changes will take effect immediately and be saved to memory

<p>Keyboard Support: Spanish Keyboard Mapping for Apple</p>  <p>M20196_01</p> <p style="text-align: right;">A1</p>	<p>Keyboard Support: UK English Keyboard Mapping for Windows</p>  <p>M20197_01</p> <p style="text-align: right;">A2</p>	<p>Keyboard Support: US International (Universal) Keyboard Mapping for Windows</p>  <p>M20198_01</p> <p style="text-align: right;">A3</p>	<p>Data Encoding: Raw ASCII to Keyboard XML File Lookup - Default</p>  <p>M20203_01</p> <p style="text-align: right;">A4</p>
<p>Data Encoding: UTF8 to Unicode Codepoint - Alt Sequences for Windows</p>  <p>M20204_01</p> <p style="text-align: right;">B1</p>	<p>Data Encoding: ASCII to Unicode Codepoint - Alt Sequences for Windows</p>  <p>M20205_01</p> <p style="text-align: right;">B2</p>	<p>Control Character Input - Language Default - Default - Default</p>  <p>M20350_01</p> <p style="text-align: right;">B3</p>	<p>Control Character Input - Ctrl + Character</p>  <p>M20351_01</p> <p style="text-align: right;">B4</p>
<p>Control Character Input - Alt + Keypad</p>  <p>M20352_01</p> <p style="text-align: right;">C1</p>	<p>Control Character Input -Alt + Leading Zero</p>  <p>M20353_01</p> <p style="text-align: right;">C2</p>	<p style="text-align: center;">Operating System Settings</p>	<p>Alternate Operating System (Linux/Mac) On</p>  <p>M20305_01</p> <p style="text-align: right;">C4</p>
<p>Alternate Operating System (Linux/Mac) Off - Default</p>  <p>M20306_01</p> <p style="text-align: right;">D1</p>	<p style="text-align: center;">USB Settings</p>	<p>USB HID Vendor Mode</p>  <p>M20177_01</p> <p style="text-align: right;">D3</p>	<p>USB Keyboard Mode - Default</p>  <p>M20178_01</p> <p style="text-align: right;">D4</p>
<p>Enable HID POS Mode</p>  <p>M20225_01</p> <p style="text-align: right;">E1</p>	<p>Enable CDC VCOM Mode</p>  <p>M20226_01</p> <p style="text-align: right;">E2</p>	<p>Enable USB VCOM mode</p>  <p>M20250_01</p> <p style="text-align: right;">E3</p>	<p>Enable USB OPOS/JPOS Mode - Default</p>  <p>M20307_01</p> <p style="text-align: right;">E4</p>

CR1500 Configuration Guide

NOTE: Configuration changes will take effect immediately and be saved to memory

<p>USB Virtual COM Multiple Ports</p>  <p>M20346_01</p> <p style="text-align: right;">A1</p>	<p>USB Virtual COM Common Ports</p>  <p>M20347_01</p> <p style="text-align: right;">A2</p>	<p>RS232 Settings</p>		<p>Reset to RS232 Factory Defaults</p>  <p>M20112_01</p> <p style="text-align: right;">A4</p>
<p>RS232 Interface - 1200 Baud Rate</p>  <p>M20160_01</p> <p style="text-align: right;">B1</p>	<p>RS232 Interface - 2400 Baud Rate</p>  <p>M20161_01</p> <p style="text-align: right;">B2</p>	<p>RS232 Interface - 4800 Baud Rate</p>  <p>M20162_01</p> <p style="text-align: right;">B3</p>	<p>RS232 Interface - 9600 Baud Rate</p>  <p>M20163_01</p> <p style="text-align: right;">B4</p>	
<p>RS232 Interface - 19200 Baud Rate</p>  <p>M20164_01</p> <p style="text-align: right;">C1</p>	<p>RS232 Interface - 38400 Baud Rate</p>  <p>M20165_01</p> <p style="text-align: right;">C2</p>	<p>RS232 Interface - 57600 Baud Rate</p>  <p>M20166_01</p> <p style="text-align: right;">C3</p>	<p>RS232 Interface - 115200 Baud Rate - Default</p>  <p>M20167_01</p> <p style="text-align: right;">C4</p>	
<p>RS232 Interface - 7 Data Bits</p>  <p>M20168_01</p> <p style="text-align: right;">D1</p>	<p>RS232 Interface - 8 Data Bits - Default</p>  <p>M20169_01</p> <p style="text-align: right;">D2</p>	<p>RS232 Interface - 1 Stop Bit - Default</p>  <p>M20170_01</p> <p style="text-align: right;">D3</p>	<p>RS232 Interface - 2 Stop Bits</p>  <p>M20171_01</p> <p style="text-align: right;">D4</p>	
<p>RS232 Interface - Even Parity</p>  <p>M20172_01</p> <p style="text-align: right;">E1</p>	<p>RS232 Interface - No Parity</p>  <p>M20173_01</p> <p style="text-align: right;">E2</p>	<p>RS232 Interface - Odd Parity</p>  <p>M20174_01</p> <p style="text-align: right;">E3</p>	<p>RS232 Interface Flow Control On</p>  <p>M20175_01</p> <p style="text-align: right;">E4</p>	

CR1500 Configuration Guide

NOTE: Configuration changes will take effect immediately and be saved to memory

<p>RS232 Interface Flow Control Off - Default</p>  <p>M20176_01</p> <p style="text-align: right;">A1</p>	<p>Enable Packet Mode</p>  <p>M20238_01</p> <p style="text-align: right;">A2</p>	<p>Enable Raw Mode - Default</p>  <p>M20239_01</p> <p style="text-align: right;">A3</p>	<p>Enable Serial, Raw, and Echo Communications</p>  <p>M20115_01</p> <p style="text-align: right;">A4</p>
<p>Enable RS232 OPOS/JPOS Mode - Default</p>  <p>M20308_01</p> <p style="text-align: right;">B1</p>	<p>Enable RS232 Interface Flow Control - One-Way</p>  <p>M20309_01</p> <p style="text-align: right;">B2</p>	<p style="text-align: center;">Scan Delay Settings</p>	<p>Disable Duplicate Scan Delay - Default</p>  <p>M20229_01</p> <p style="text-align: right;">B4</p>
<p>1 Second Duplicate Scan Delay</p>  <p>M20230_01</p> <p style="text-align: right;">C1</p>	<p>2 Second Duplicate Scan Delay</p>  <p>M20231_01</p> <p style="text-align: right;">C2</p>	<p>3 Second Duplicate Scan Delay</p>  <p>M20232_01</p> <p style="text-align: right;">C3</p>	<p>5 Second Duplicate Scan Delay</p>  <p>M20233_01</p> <p style="text-align: right;">C4</p>
<p>10 Second Duplicate Scan Delay</p>  <p>M20234_01</p> <p style="text-align: right;">D1</p>	<p>30 Second Duplicate Scan Delay</p>  <p>M20235_01</p> <p style="text-align: right;">D2</p>	<p>1 Hour Duplicate Scan Delay</p>  <p>M20236_01</p> <p style="text-align: right;">D3</p>	<p>1 Day Duplicate Scan Delay</p>  <p>M20237_01</p> <p style="text-align: right;">D4</p>
<p style="text-align: center;">Miscellaneous Settings</p>	<p>Enable Upload Image Mode</p>  <p>M20242_01</p> <p style="text-align: right;">E2</p>	<p>Disable Upload Image Mode - Default</p>  <p>M20243_01</p> <p style="text-align: right;">E3</p>	<p>Intentionally Blank</p> <p style="text-align: right;">E4</p>

CR1500 Configuration Guide

NOTE: Configuration changes will take effect immediately and be saved to memory

Reader/Modem Command Settings	Reader Information, limited, 1500  M20361_01 A2	Reset, Clear and Save Reader Settings	Reset to Factory Defaults  M20111_01 A4
	Save All Reader Settings  M20335_01 B1		Reboot Reader  M20345_01 B2
Enable Gilbarco  M20310_02 C1	Disable Gilbarco - Default  M20311_02 C2	Enable NCR  M20312_01 C3	Disable NCR - Default  M20313_01 C4
Enable NCR2  M20314_01 D1	Disable NCR2 - Default  M20315_01 D2	Disable WINCNIX - Default  M20316_01 D3	Enable WINCNIX  M20317_01 D4
Data Validation	Enable UDI/HIBC Validation  M20256_02 E2	Enable ISO15434 Validation  M20257_01 E3	Enable ISO15434 & ISO15418 Validation  M20258_01 E4